

Concrete Construction's annual Decorative Concrete Project of the Year contest honors the concrete community's innovative contributions to decorative concrete. We select the country's best projects, with one project as the overall Decorative Concrete Project of the Year.

Winners of this year's contest will be profiled in the November issue.

For now, take a sneak peek at this year's five projects, including the Readers' Choice award—chosen by more than 800 readers.

You also can look through the other project [entries](#).

---

### **Top Decorative Concrete Project of the Year**

---

- ** WINNER Concrete Garden**



Project Location: Alesund, Norway,

---

**Top Honorable Mention**


---

- **WINNER** CityCenter




Project Location: Las Vegas, NV

- **WINNER** Red Rock Visitor's Center—Walkways



Project Location: Las Vegas, NV

- **WINNER** Ultimate Mancave




Project Location: Wapakoneta, OH

---

**Top Readers' Choice Award**

---

- **WINNER** Chronic Taco



Project Location: Las Vegas, NV

# Decorative Concrete Project of the Year

## Concrete Garden

Alesund, Norway, [Map](#)

### Summary

---

Type:

Single Family Housing



### Award Description

On this project we have used ready-mixed concrete, poured directly on the site from concrete trucks. Then we molded and shaped the fresh concrete (handmade) to become vertical stairs, edges and water pool as shown in the pictures. The entire construction is shaped by free hand without any shuttering. Finally, we cast the concrete floor. We treated the fresh concrete surface partly with Desert Tan color hardener and Classic release before we stamped with seamless pattern. After curing and washing we applied concrete sealer to the surface. Four people spent four days to carry out the project.

The most unique element of this project is the method and the technique we use for molding and hand shaping fresh concrete to become vertical constructions such as stairs, walls and edges, etc. In this case, the most unique part perhaps is the stair connecting the upper level porch with the basic level in the garden. We just dumped the ready-mixed concrete on site, and than immediately we did the casting and handmade shaping. First we formed the side walls of the stair before we finished the steps. The reinforcement we had mounted in advance, and the concrete also contain some plastic fiber.

Our company Dekorbetong Ltd. are located in Aalesund - Norway, and we make Decorative Concrete in this market. We have developed our own method that makes it possible to mold and shape the fresh concrete to become creative and vertical concrete constructions by free-hand without use of formwork. We also use known Decorative Concrete technology as stamped concrete for the finish of the surface.





